



Measure



Aim



Reduce



Offset



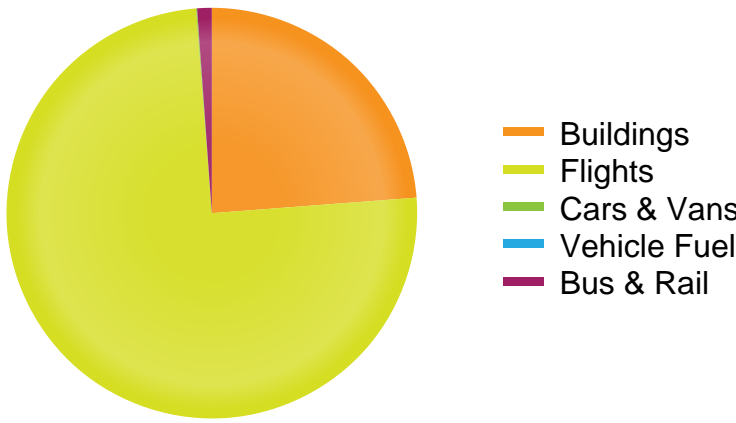
Communicate



Comply

Nihilent Limited Self Assessed Carbon Footprint Results & Recommendations

Company name	Nihilent Limited
Data entered by	Neeraj Kashyap
Number of employees	6
Data period	31 October 2021 to 1 November 2021



Your total carbon footprint is 11.3 tonnes CO₂e
Carbon intensity (tonnes CO₂/employees) = 1.9
Read on for your full report & recommendations

To achieve Net Zero now, your organisation needs to adapt a carbon management process in the following order:

- 1. Measure- Assess your organisation’s footprint (If you are reading this report you have already made the first step).
- 2. Carbon Offset- compensate for the damage already done.
- 3. Reduce emissions in-house- reduce your footprint to decrease the amount of offsetting needed and your ongoing emissions.

Carbon Neutrality - For Nihilent Limited

Become Carbon Neutral now from just £ 93.61

Offset your businesses’ emissions now at:

www.carbonfootprint.com/offset=11.3

If your emissions are above 100 tonnes CO₂ please [contact us](#) for a personalised offsetting proposal.

Carbon Offsetting funds the solution to the climate emergency by:

- Decarbonising national grids (for renewable energy projects)
- Reducing emissions (via avoided deforestation projects - e.g. protecting the Amazon)
- Enabling more efficient/greener energy use (e.g. cookstoves projects)


Carbon offsetting projects, which are commonly large-scale decarbonisation projects that deliver crucial emissions reductions around the globe are often found in developing countries where they have added social, educational and economic benefits. Moreover, climate change is a global issue (1 tonne CO₂ in Manchester is the same as 1 tonne CO₂ in Mumbai).

www.carbonfootprint.com/carbonoffsetprojects.htm



Your Carbon Footprint Report & Carbon Management Journey

Congratulations - you have completed the responsible first step of the 6 stage carbon management journey. Best practice is to complete the following stages on a 12-month cyclical basis.



The purpose of this report is to

- Summarise your results
- Provide some tips for how you can set aims for your carbon management
- Help you to set a realistic carbon reduction target
- Suggest carbon offsetting to render your organization carbon neutral
- Work out the best way to communicate your carbon management/carbon neutrality internally and externally for your business's benefit
- Comply with either legislative or supply chain requirements



Measure - Results

The data you entered into the calculator is shown on the next page.



Summary of Data Supplied

Buildings

Tonnes of CO ₂ e	Energy Type
2.7	90% home working for 6 employee(s)
2.7	Total building emissions footprint

Flights

Tonnes of CO ₂ e	Flight Details
8.5	4 x Economy class direct return flight from LON to BOM
8.5	Total footprint for flights

Cars & Vans

Tonnes of CO ₂ e	Car & Van Details
0.0	50 miles in a Average Car Petrol Hybrid Car Average petrol hybrid car average value
0.0	Total footprint for cars & vans

Vehicle Fuel

Tonnes of CO ₂ e	Fuel Details
0.0	(no data supplied)
0.0	Total footprint for vehicle fuel

Bus & Rail

Tonnes of CO ₂ e	Mode Of Transport
0.0	20 miles travelled by bus
0.1	2000 miles travelled by national rail
0.0	50 miles travelled by taxi
0.1	Total bus & rail footprint



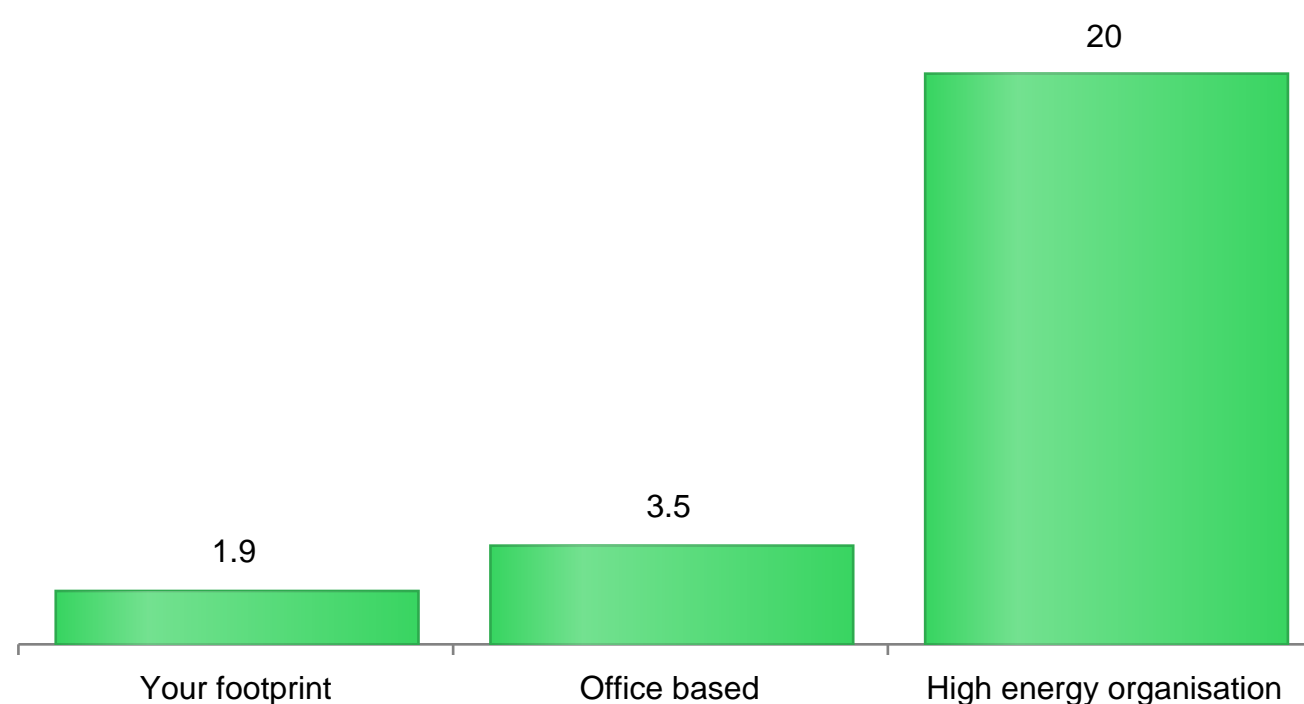
The results have been calculated automatically using DEFRA and other internationally recognised metrics. Datasets have been entered entirely by the client and no checking has been done by Carbon Footprint Ltd as to validity or completeness of the dataset. To have confidence in your results, particularly if you need to report to your supply chain/stakeholders or to promote in your markets, we strongly recommend you commission us to complete a Carbon Footprint Verification.

How good are these results?

Office administration based organisations generally have a carbon footprint of between 2 and 5 tonnes per employee.

High energy businesses such as manufacturing and those with very high travel/transport usage (e.g. logistics, waste management) will have a much higher footprint at around 10-30 tonnes per employee.

Here's how your carbon footprint compares:



Aim

Aim - Setting realistic goals

Reducing your carbon emissions can save you money and reduce your impact on climate change.

Now that you have completed your Carbon Footprint, you should consider setting Suitable Measurable Achievable Realistic and Time-bound (SMART) targets to help achieve these reductions. A few key points and resources to consider are:

- Setting up a Carbon Management Plan - the old adage applies here - "fail to plan - plan to fail".
- Achieving easy carbon reduction first - even if these actions may yield only small results, these are psychologically important and will help your organisation to get a "taste" of success and develop a culture that enables you to tackle the bigger reduction opportunities.
- Get quantitative - use our Energy Efficiency Test to work out your capacity to save. Find it at www.carbonfootprint.com/energy_efficiency_test.html
- Be realistic - if your target is dependent on a massive capex that has yet to be signed or on a large cultural shift, you may want to be more conservative with your aims.



Reduce

Reduce - How to make it work and stay working

Once your targets are set, you will need to implement suitable methods to reach them.

You will probably be heavily reliant on the actions of your teams for reductions to be achieved. Awareness campaigns including the use of tools such as informative posters and "Lunch and Learn" sessions can help motivate such behavioural changes. ([Contact us](#) for more information).

Rather than relying on a volunteer committee and carbon champions, make your scheme more official by giving specific team members ownership of the reductions and placing the targets in their KPIs.

Celebrate successes with your staff when they occur and be clear on the difference and value this brings to the business. (Also see Communicate section).



Offset

Offset - Compensate carbon emissions you cannot reasonably reduce

Carbon offsetting can render your organization carbon neutral - but it's much more than that. External programmes such as CDP (formerly Carbon Disclosure Project) award extra points for carbon offsetting organisations and offsetting is positively looked upon within sales tender/PQQs.

Carbon offsetting also frequently supports broader CSR and community outreach programmes. However, we only advocate carbon offsetting if you also have a carbon measurement and carbon reduction plan.

The cost to offset your carbon emissions is likely to be very small compared with your energy costs (frequently it's less than 2% of the spend) and much easier to implement compared with a behaviour change programme. We offer a range of projects for you to choose from which support biodiversity, provide habitats for endangered species and support developing communities.

Reforestation and avoided deforestation carbon offset programmes are hugely popular as they tackle one of the most potent threats to our planet. (visit www.carbonfootprint.com/deforestation.html for more information). However, we also have more community and energy focused projects.





Sample Carbon Offsetting Projects - UK Schools Tree Planting - Amazon Avoided Deforestation, Brazil - Clean Water projects, Rwanda

The offsetting process is simple and straightforward - just visit www.carbonfootprint.com/carbonoffset.html and type in your CO₂ tonnage (from the front page of this report) and this will show you the latest range of projects and their pricings. Certification is available to download online.



Communicate

Communicate - Internally & Externally

Make sure you communicate your actions & achievements effectively, both within your organisation, to help develop your culture and externally to help improve your brand image.

When promoting *externally* be sure to promote your actions via all marketing channels available to you - such as web-site, newsletters, brochures, press releases, conferences/events and social media etc. Ensure to:

- Explain why climate change matters to you (visit www.carbonfootprint.com/warming.html for more information)
- Be clear and accurate about what you've done
- Don't be tempted to exaggerate - this sector hates "green-wash" even if it's unintentional
- Evidence - use pictures more than words. Certificates, images of offset projects you are supporting and graphs of your carbon performance, all of which we can supply, can help communicate your point in a clearer and more enticing manner.
- Tell a story - show where you have come from, the progress you have made and what your commitment is for the future

When promoting *internally*, ensure to:

- Explain Climate Change & Why it matters (visit www.carbonfootprint.com/warming.html for more information)
- Get people involved (Also see Reduce section)



Comply

Comply - legislation and best practice

Make sure you do adhere to relevant legislation/supply chain needs. These may vary dependent on your location and the markets that you serve. We support businesses with compliance to a range of schemes, such as Streamlined Energy and Carbon Reporting (SECR), Carbon Reduction Commitment (CRC) and CDPs as well as ISO and OHSAS standards.

Please review our compliance pages at www.carbonfootprint.com/compliance.html for more information.

Keep up to date on law and best practice. [Contact us](#) to subscribe to our newsletters for regular updates.

You have completed your carbon footprint calculation and have begun your carbon management journey. In doing so you are differentiating your business whilst doing your bit to combat climate change. Carbon Footprint is proud to assist companies along this journey to help reduce the impact on the environment and ensure high business standards.

For further assistance or information on our other services please [contact us](#) or visit our website at www.carbonfootprint.com.